


*EVERY GOOD AND PERFECT GIFT
IS FROM GOD.
JAMES 1:17A NIRV*



NOVEMBER 17 - WORD SEARCH

x c h e e r f u l m c b o h t p u z
j n n f q a x n b g o o d a f m r f
i h c h r i s t l i k e k i b t t b
g o d m i n n m s r p h i p c h e q
n m i r g s z s a r q m l q q i c m
n f m j e s u s p a z k o i x n f u
y b g b d y k t r e h k v d c k l k
y m s b l t b p f d a l e u m n y n
q h g i v i n g c f y k q l l a m e
g x w u b g e n e r o s i t y m i f
c k d m x d y j c t x p m t r r d s
t i z x u b p p y s w y l b q v y m

Find the words hidden vertically, horizontally,
backwards & diagonally throughout the puzzle.

GENEROSITY

GIVING

LOVE

GOD

JESUS

CHEERFUL

GOOD


SPEAK

THINK

CHRISTLIKE

Special Delivery: No postage required

Generosity is making someone's day by giving something away.



Talk About the Bible Story

Open the Bible together and read 2 Corinthians 9:7 or watch the video together on the Parent Cue app.

Engagement Questions

- How does it make you feel when someone smiles at you?
- How do you feel when you give?
- When is it difficult to **give with a good attitude**?

Faith and Character Activity

Scan the QR code below for activities to guide kids at every phase to trust Jesus in a way that changes how they see God, themselves, and the rest of the world.

Scan the QR code to get started



Prayer

“Dear God, thank You for all of the good things You give us. Please help us to see all of those good things—big and small. Help us to share them with others, and with a good attitude! We love You, and we pray these things in Jesus’ name. Amen.”

MEMORY VERSE

Every good and perfect gift is from God.
James 1:17a, NIV

Weekly Parent Cues →

Special Delivery: No postage required

Generosity is making someone's day by giving something away.



Talk About the Bible Story

Open the Bible together and read 2 Corinthians 9:7 or watch the video together on the Parent Cue app.

Engagement Questions

- How does it make you feel when someone smiles at you?
- How do you feel when you give?
- When is it difficult to **give with a good attitude**?

Faith and Character Activity

Scan the QR code below for activities to guide kids at every phase to trust Jesus in a way that changes how they see God, themselves, and the rest of the world.

Scan the QR code to get started



Prayer

“Dear God, thank You for all of the good things You give us. Please help us to see all of those good things—big and small. Help us to share them with others, and with a good attitude! We love You, and we pray these things in Jesus’ name. Amen.”

MEMORY VERSE

Every good and perfect gift is from God.
James 1:17a, NIV

Weekly Parent Cues →

Elementary

ENGAGE IN EVERYDAY MOMENTS TOGETHER



Morning Time

As your kid starts their day, compliment them on a time when they chose to have a good attitude about something that was challenging.



Meal Time

At a meal this week, have everyone at the table answer this question: "How does it make you feel when you give to others?"



Drive Time

While on the go, ask your kid: "Who is someone you think has a good attitude about things? Why do you think that?"



Bed Time

Pray for each other: "God, may we always give with a good attitude. You have given us so much, and we thank You for the chance to give back some of what You have given us to be a part of the good things You are doing."

More Ways to Engage with Your Kid

Faith & Character Activities



Worship Song of the Month



Download the Parent Cue app

AVAILABLE FOR APPLE AND ANDROID DEVICES



Elementary

ENGAGE IN EVERYDAY MOMENTS TOGETHER



Morning Time

As your kid starts their day, compliment them on a time when they chose to have a good attitude about something that was challenging.



Meal Time

At a meal this week, have everyone at the table answer this question: "How does it make you feel when you give to others?"



Drive Time

While on the go, ask your kid: "Who is someone you think has a good attitude about things? Why do you think that?"



Bed Time

Pray for each other: "God, may we always give with a good attitude. You have given us so much, and we thank You for the chance to give back some of what You have given us to be a part of the good things You are doing."

More Ways to Engage with Your Kid

Faith & Character Activities



Worship Song of the Month

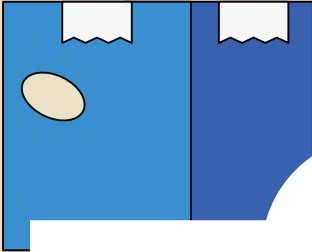



Download the Parent Cue app

AVAILABLE FOR APPLE AND ANDROID DEVICES



Generosity is making someone's day by giving something away.



DAY 1

Read Matthew 6:1 – 4

Do you ever do something nice and expect a pat on the back? Do you sometimes choose to be generous hoping that you'll receive something in return? It's natural to want other people to notice your generosity. But we must be careful not to "toot our own horns" and make recognition the REASON we choose generosity.

God wants us to be generous because God has been generous to us! No one likes a braggy or boastful giver. Generosity is about giving something away to make someone else's day. It should never be about getting something in return.

And guess what? Even if NO one else sees what you do, God always does. God loves it when we choose to be generous and give with the right attitude.

Generosity Ninja



Here's a little challenge for you! This week, choose one act of generosity every day to do in SECRET. Find ways to give generously without the other person knowing it was you!

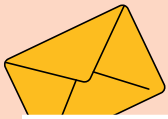
DAY 2

Read 2 Corinthians 9:7

Giving is great. But giving because you have to or because you feel forced to isn't what this verse is talking about. God wants us to give with a cheerful heart. God wants us to take a long hard look at ALL we have and then to give because we recognize just how blessed we really are.

But sometimes, giving feels like a "have to." If we're not careful, giving can become a chore or one more thing we have to do rather than something we want to do. It doesn't really matter to God how much you give, what matters is the attitude you have WHEN you give. Have you been a generosity ninja yet? Have you given generously to someone else without expecting anything in return? Have you given with a cheerful attitude? Stop and ask God to help you have the right attitude as you choose generosity this week.





DAY 3

Read Matthew 6:21


Whenever you go to the doctor, what's one of the first things they check on? Your heart! It's important to hear a regular, clear heartbeat. But did you know that your heart could still be in bad shape even if it sounds fine to the doctor?

If you're focused on yourself all the time – what you want, getting more stuff or holding on to what you already have too tightly, it shows what you value the most. That's your treasure.

Note that thinking about yourself isn't bad! But when you only think of yourself and forget about others, then it may be time to recheck what you value the most.

Heart Check

If someone did a heart check on you right now, what would they find? Are you generous and willing to share? If not, why? Write down a time recently when you chose not to be generous. Think about why you weren't and what might have happened had you chosen to give generously with the right attitude.



Give with a good attitude.

DAY 4

Read Philippians 2:14

Raise your hand if you never argue or complain. Everyone reading this should have their hands DOWN. While it's hard to do, it's not completely impossible. As a follower of Jesus with the power of the Holy Spirit living in you, you have all the help you need!

“Everything” in today's verse also includes giving. The next time you have the opportunity to give, ask God to change your attitude so that you give generously without complaint. When you give this way, you're able to see how your generosity can bless and help someone else. Let's choose to give—to do everything—with a good attitude.

Generosity Scramble

Grab a parent or a friend and unscramble the words below! Talk about what it means to give generously.

.....
V I E G

.....
E E N R O S L G Y U

.....
T T H W I O U

.....
P M C O I A L N T

Answer Key: Give, Generously, Without, Complaint

